


Knife Disconnect Terminal Block Screw Clamp Connection

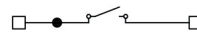
- disconnects with special connections
- possibility to perform parallel connections
- available in multiple colours: grey and beige, or in a version appropriate for use with "intrinsically safe" circuits (blue)
- universal mounting for both PR/DIN and PR/3 rails which meet IEC 60715 norms, "G32" and TH/35 types
- "Easy Bridge" system: multi-polar cross connection without the need for additional protections
- maximum operating temperature 100°C



The **/GR** tag indicates the grey version.

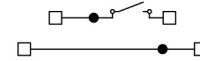
grey version	
beige version	
(Ex)i version	
TECHNICAL CHARACTERISTICS	
function/type	
rated cross-section	(mm ²)
connecting capacity	
flexible	(mm ²)
rigid	(mm ²)
max. flexible with ferrule (mm ²) - ferrule type	
rated voltage / rated current / gauge	conf. to IEC 60947-7-1
rated voltage / rated current / AWG / tightening torque value	UL
(Ex e) rated voltage	(V)
rated impulse withstand voltage / pollution degree	
insulation stripping length	(mm)
tightening torque value (test / max)	(Nm)
height / width / thickness	TH/35 7.5 mm
height / width / thickness	TH/35 15 mm
height / width / thickness	G32

MPS.4/GR	Cat. No. MP950GR
MPS.4	Cat. No. MP950
MPS.4/SW (Ex)i	Cat. No. MP960



disconnect lever	4
0.2-6	
0.2-6	
4-WP40/16	
400 V / 24 A / A4	
600 V / 24 A / 26-10 AWG / 4.4 lb.in	
-	
6 KV / 3	
9	
0.5 / 1.2	
47 / 47 / 6	
55 / 47 / 6	
51 / 47 / 6	

DSS.4/GR	Cat. No. DS400GR
DSS.4	Cat. No. DS400



on two levels, with switchable upper circuit	4
0.2-6	
0.2-6	
4-WP40/16	
400 V / 24-32 A (*) / A4	
300 V / 24-32 A / 26-10 AWG / 4.4 lb.in	
-	
4 KV / 3	
9	
0.5 / 1.2	
68 / 78 / 6	
75 / 78 / 6	
72 / 78 / 6	

APPROVALS



ACCESSORIES	
End sections	grey beige blue
Permanent cross connection (pre-assembled) (intrinsically IPXXB protected once mounted)	
Rated current carrying capacity of jumper	(A)
Cross-connection identification strip (100 mm)	green
Multiple common bar	250 mm
Shunting screw and sleeve	
Coloured partition	red, green, white
Cross connection barrier	red
Test plug socket	
Test plug	
Numbering strip	
Cover for cross-connections	red, blue or white
Marking tag	printed or blank
End bracket	

Type	Cat. No.
MPS.4/PT/GR	MP901GR
MPS.4/PT	MP901
MPS.4/PT (Ex)i	MP902
PTC/4/02 poles	PTC0402
PTC/4/03 poles	PTC0403
PTC/4/05 poles	PTC0405
PTC/4/10 poles	PTC0410
PTC/4/00 (42 poles)	PTC0400
32	
PTC/SP	PTC0990
-	
DFU/3	DU03..
DFM/500	DF500
-	
CNU/8/61	NU0861
-	
CNU/8/51	NU0851
BTU for PR/DIN and PR/3	BT005
BT/DIN/PO for PR/DIN only	BT001
BT/3-BTO for PR/3 only	BT003-BT007

Type	Cat. No.
DSS/PT/GR	DS301GR
DSS/PT	DS301
PTC/4/02 poles	PTC0402
PTC/4/03 poles	PTC0403
PTC/4/05 poles	PTC0405
PTC/4/10 poles	PTC0410
PTC/4/00 (42 poles)	PTC0400
32	
PTC/SP	PTC0990
-	
DFU/7	DU07..
DFM/500	DF500
-	
CNU/8/61	NU0861
-	
CNU/8/51	NU0851
BTU for PR/DIN and PR/3	BT005
BT/DIN/PO for PR/DIN only	BT001
BT/3-BTO for PR/3 only	BT003-BT007